

SECONDARY EDUCATION



Ministry of Human Resource Development,
Department of School Education and Literacy

Date: 20 August, 2007

Secondary Education(IX-XII): Overview

| | | |
|----|--------------------------------------|------------|
| 1 | No. of Secondary schools | 1.02 lakh |
| 2 | No. of Higher Secondary schools | 0.50 lakh |
| 3 | No. of students (Classes IX-X) | 2.43 crore |
| 4. | No. of students (Classes-XI-XII) | 1.27 crore |
| 5 | Population of 14-16 age group | 4.71 crore |
| 6 | Population of 16-18 age group | 4.58 crore |
| 7 | Pupil Teacher Ratio (Classes IX-X) | 32:1 |
| 8 | Pupil Teacher Ratio (ClassesXI-XII) | 33:1 |

Secondary Education(IX-XII): Overview

| S. No. | Indicators | Boys | Girls | Total |
|--------|--------------------------------|------------|------------|------------|
| 1 | Enrolment (IX-X) | 1.46 crore | 1.01 crore | 2.43 crore |
| 2 | Enrolment (XI-XII) | 0.74 crore | 0.53 crore | 1.27 crore |
| 3 | Gross Enrolment Ratio (IX-X) | 57.39 | 45.28 | 51.65 |
| 4 | Gross Enrolment Ratio (XI-XII) | 30.82 | 24.46 | 27.82 |
| 5 | Dropout rate (Class I-X) | 60.41 | 63.88 | 61.92 |

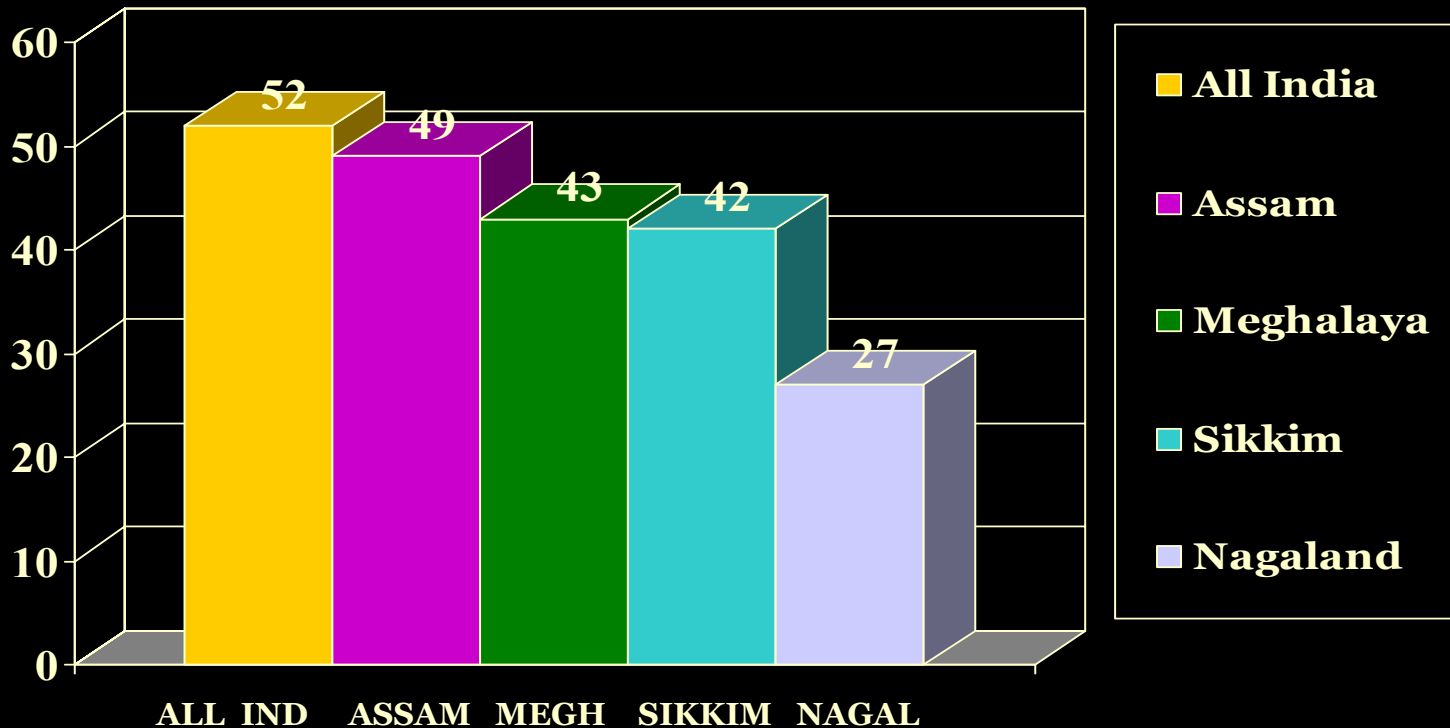
Source: Selected Educational Statistics, 2004-05

SECONDARY EDUCATION

*Present status
in North Eastern States
&
challenges*

PARTICIPATION: ***Gross Enrolment Ratio (Classes IX-X)***

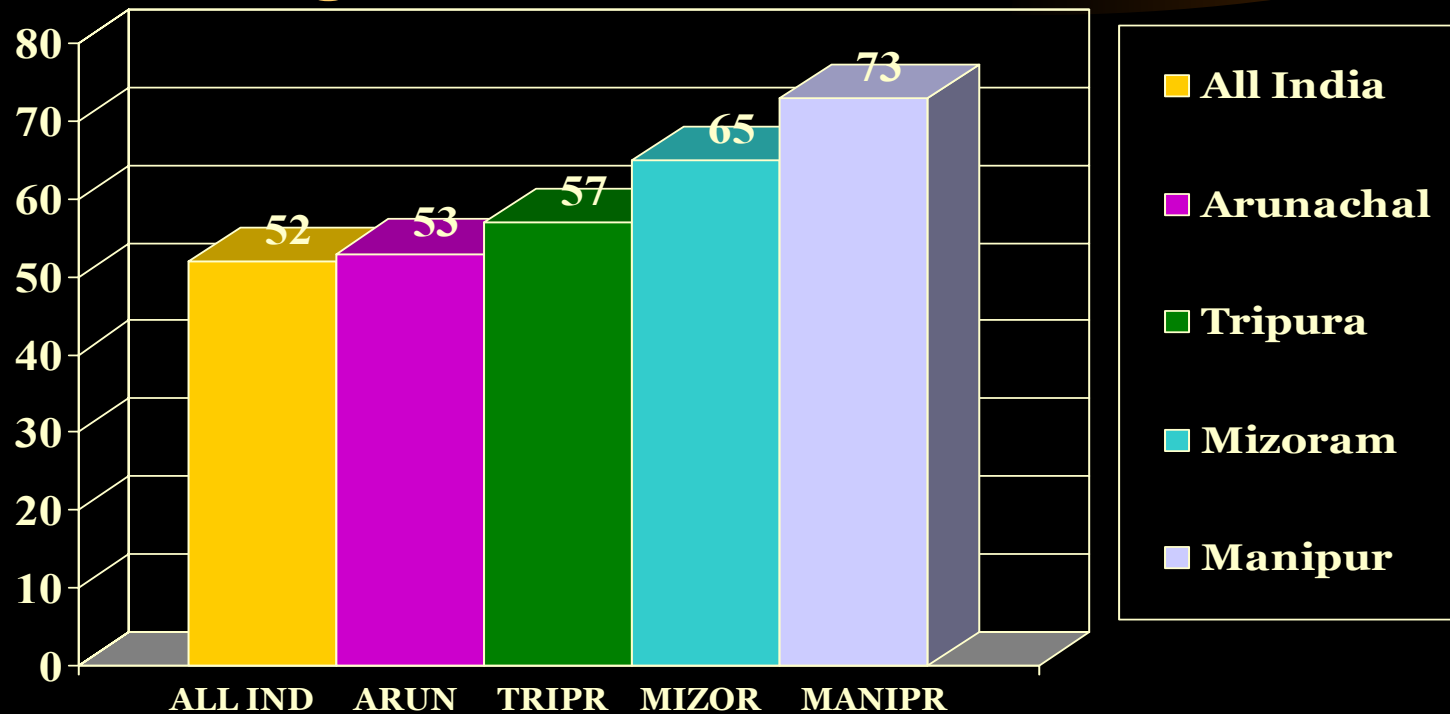
☐ NE States having GER less than all India average



Source : Selected Educational Statistics 2004-05

PARTICIPATION: Gross Enrolment Ratio (Classes IX-X)

☐ NE States having GER more than all India average



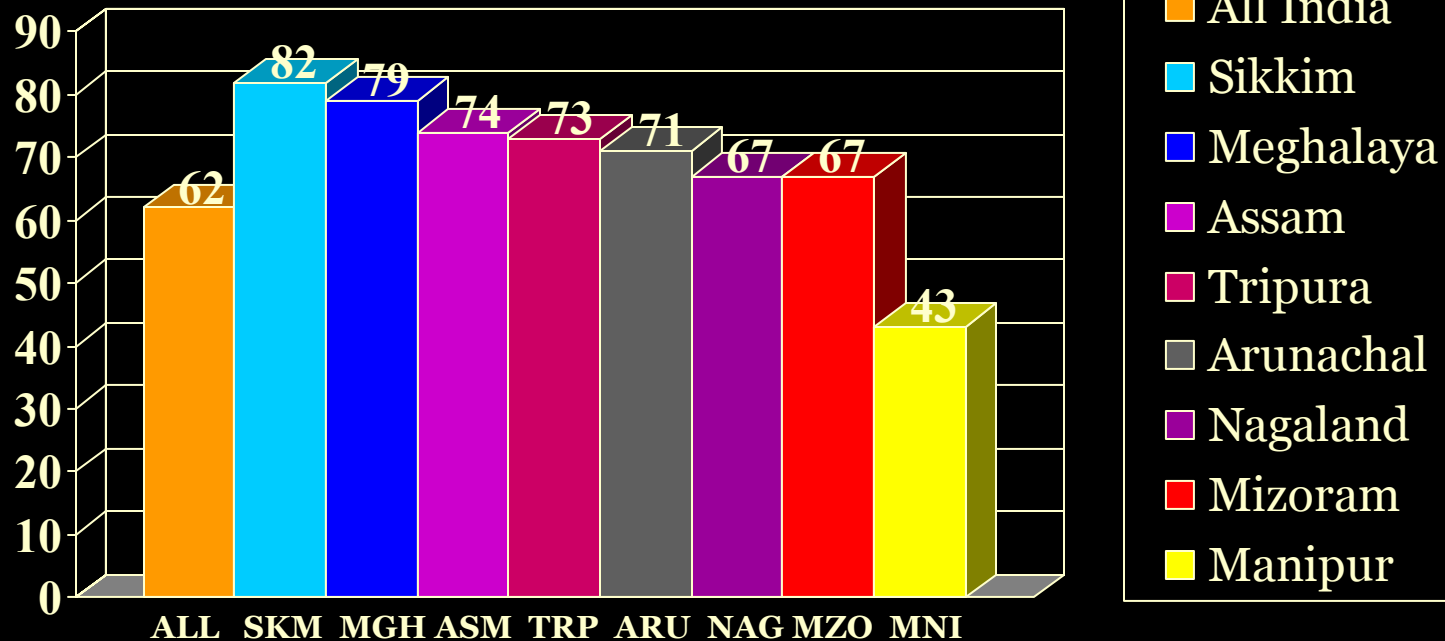
Source : Selected Educational Statistics 2004-05

PARTICIPATION:

Disparity in Gross Enrolment Ratio in NE States (Classes IX-X)

| Sl no | States | Boys | Girls | SCs | STs |
|--------------|------------------|-------------|--------------|------------|------------|
| 1 | Arunachal | 58 | 47 | - | 54 |
| 2 | Assam | 54 | 45 | 95 | 65 |
| 3 | Manipur | 73 | 72 | 142 | 49 |
| 4 | Meghalaya | 42 | 45 | - | 38 |
| 5 | Mizoram | 63 | 68 | - | 68 |
| 6 | Nagaland | 27 | 27 | - | 25 |
| 7 | Sikkim | 40 | 42 | 27 | 60 |
| 8 | Tripura | 59 | 55 | 74 | 41 |

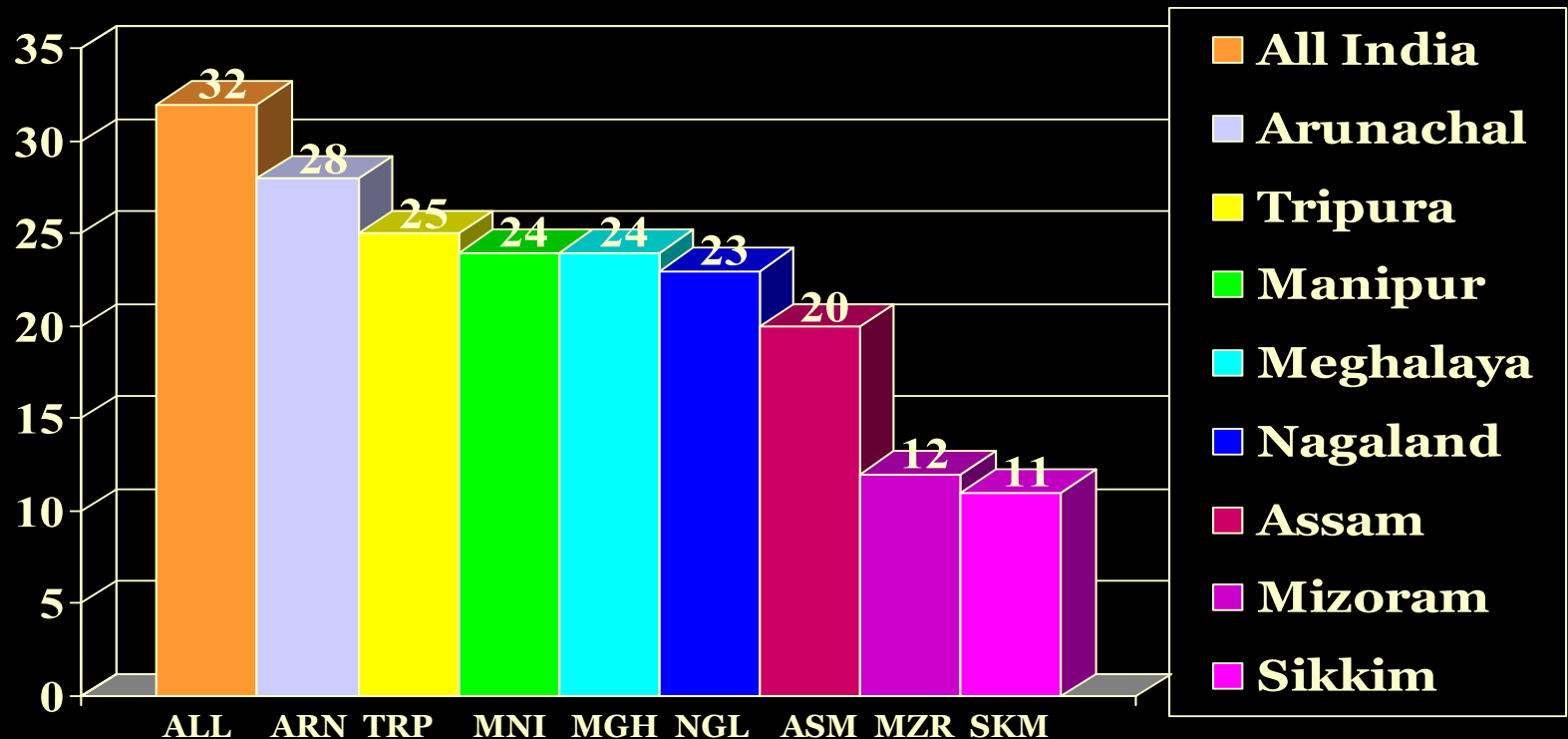
PARTICIPATION: Drop-Out Rates in NE States (Classes I-X)



Source: Based on Selected Educational Statistics -2004-05

QUALITY: *Pupil Teacher Ratio in Classes IX and X*

□ Expected PTR is 1:25



Source : Selected Educational Statistics – 2004-05

SECONDARY EDUCATION

*Status of Centrally Sponsored Schemes
in North Eastern States*

IEDC:

Integrated Education for Disabled Children

- ❖ 100 % assistance under various components for education of disabled children- to the State Govt. and NGOs
- ❖ Components include Educational aids, Equipments, Salaries of teachers etc.
- ❖ Provides educational opportunities in Mainstream Schools
- ❖ Out of 200.00 crore of total budgetary provision of 10 th Plan, full amount has been spent.
- ❖ About 2.8 lakh disabled children were benefited during 10 th Plan.
- ❖ The Scheme is under revision. New scheme intends to cover every identified disabled child through systematic attempt.

IEDC-2:

Integrated Education for Disabled Children

- Releases to NE States during 10th Plan

| Sl no. | States | Amount (Rs in lakh) | Disabled children benefited |
|---------------|--------------------------|--------------------------------|--|
| 1 | Arunachal Pradesh | - | - |
| 2 | Assam | 136.64 | 471 |
| 3 | Manipur | 353.94 | 1680 |
| 4 | Meghalaya | 3.37 | - |
| 5 | Mizoram | 217.85 | 4524 |
| 6 | Nagaland | 80.60 | 1800 |
| 7 | Sikkim | 23.42 | 527 |
| 8 | Tripura | 50.10 | 160 |

IEDC-3:

Integrated Education for Disabled Children

Status of pending proposals for 2007-08


| Sl no. | States | Status |
|---------------|------------------|-------------------------|
| 1 | Arunachal | No proposal |
| 2 | Assam | No proposal |
| 3 | Manipur | Under processing |
| 4 | Meghalaya | No proposal |
| 5 | Mizoram | Under processing |
| 6 | Nagaland | No proposal |
| 7 | Sikkim | No proposal |
| 8 | Tripura | No proposal |

IEDC-4:

Integrated Education for Disabled Children

Suggestions for the State Governments

- Budget allocation for 2007-08 is Rs.120 crore
- Send proposals in prescribed proforma in time
- Make Budgetary Provisions
- Follow qualification of teachers as laid in guidelines
- Submit UCs in time



ICT @ Schools

- ❖ Merging two former schemes of Educational Technology (ET) and Computer Literacy and Studies in Schools (CLASS)
- ❖ Main objective is to provide for computer aided education for the students of govt. and govt. aided schools in partnership with state government in 75: 25 ratio and 90: 10 for special category states
- ❖ Maximum amount of Rs. 6.70 lakh per school is released for 10 computers and accessories and another Rs. 1.34 lakh towards recurring cost.
- ❖ Rs 800.00 crore of total budgetary provision was made during 10 th Plan.
- ❖ Amount has been sanctioned for over 9000 schools since inception of the scheme in December, 2004 during 10 th Plan.
- ❖ The Scheme is under revision to have more wider coverage and qualitative inputs

ICT @ Schools-2

Releases to NE States during 10th Plan (2005-05 & 2006-07)

| Sl no. | States | Amount (Rs in lakh) | No. of schools covered |
|---------------|--------------------------|--------------------------------|-----------------------------------|
| 1 | Arunachal Pradesh | 464.31 | 154 |
| 2 | Assam | - | - |
| 3 | Manipur | - | - |
| 4 | Meghalaya | - | - |
| 5 | Mizoram | 150.00 | 60 |
| 6 | Nagaland | 762.80 | 200 |
| 7 | Sikkim | 270.00 | 103 |
| 8 | Tripura | 603.00 | 200 |

ICT @ Schools-3


- Status of pending proposals for 2007-08

| Sl no. | States | Status | Amount (Rs in lakh) | No. of schools proposed |
|--------|-----------|-------------------|------------------------|----------------------------|
| 1 | Arunachal | Proposal approved | 211.05 | 35 |
| 2 | Assam | Proposal received | 3865.23 | 641 |
| 3 | Manipur | Proposal approved | 391.95 | 65 |
| 4 | Meghalaya | Proposal received | 241.20 | 40 |
| 5 | Mizoram | Under processing | 988.92 | 164 |
| 6 | Nagaland | Proposal approved | 1712.52 | 284 |
| 7 | Sikkim | Proposal approved | 12.06 | 2 |
| 8 | Tripura | - | - | - |

ICT @ Schools-4

❑ Suggestions for the State Governments

- ❑ Budget allocation for 2007-08 is Rs.120 crore
- ❑ Send proposals in prescribed proforma in time
- ❑ Submit UCs in time
- ❑ Make budget provisions for central share
- ❑ Also make provisions for State share



SECONDARY EDUCATION

***Approach and Strategy
during Eleventh Five Year Plan***

Surge in demand for Secondary Schools

- ❑ Expected surge in demand due to progress in Sarva Shiksha Abhiyan.
- ❑ GER is to reach at least a modest target of 75% in classes IX-X by the end of 11th Plan, it will involve net increase in enrolment of about 90 lakh students

MID-TERM APPRAISAL OF THE TENTH FIVE YEAR PLAN (June 2005)



“In order to plan for a major expansion of secondary education in the event of achievement of full or near full retention under SSA, setting up of a new mission for secondary education, on the lines of SSA should be considered”. (Para 2.1.45)

*Proposal for Universalisation of Access
to & Improvement of Quality at the
Secondary Stage
(SUCCESS)*

GOAL:



To make secondary education of good quality available, accessible and affordable to all young persons

OBJECTIVES:

- **To make all secondary schools conform to prescribed norms**
- **Availability and access to every one**
 - **within 5 kms for Secondary schools**
 - **7 to 10 kms for Higher Secondary schools**
- **Equity through removal of gender, socio-economic and disability barriers**
- **To ensure good quality education for all students**

STRATEGY:
for Improving access for the Eleventh Plan

- ❑ Improve or upgrade existing schools to prescribed norms and expand capacity**
- ❑ Encourage establishment of good quality private schools**
- ❑ Establish government schools in areas where private sector fails to do so**
- ❑ Expand facilities for Open & Distance Learning**

IMMEDIATE ACTION REQUIRED BY THE STATES

- ❑ State-specific Strategy and Action Plan for a new Scheme “SUCCESS” with provision of Rs. 1305 crore in 2007-08.**
- ❑ School mapping & survey to assess resource gap**
- ❑ Development of norms for infrastructure and resources for schools**
- ❑ Identifying geographical areas needing opening of new schools or upgradation of existing schools**
- ❑ Analysing disparities (rural-urban, gender, SC, ST, minorities, disabled) and taking remedial measures.**



THANK YOU